



Suggestions for Summer Review

- Correct printing of first and last name
- Print and read: phone number, address, birthdate, and names of family members
- Print full sentences with correct punctuation marks (including finger spacing)
- Recognize sight words
- Recognize color words
- Recognize all number words up to 10
- Practice all short vowel sounds
- Practice all long vowel sounds
- Practice digraphs: th, sh, ch
- Practice rhyming words
- Practice how to create a tens frame
- Practice printing numbers 1-100
- Practice counting by 2's, 5's, and 10's
- Practice addition and subtraction (up to 10)
- Read and solve simple Math problems
- Read and enjoy books at an appropriate level

Fry's First 100 Words

the	at	there	some	my
of	be	use	her	than
and	this	an	would	first
a	have	each	make	water
to	from	which	like	been
in	or	she	him	called
is	one	do	into	who
you	had	how	time	am
that	by	their	has	its
it	words	if	look	now
he	but	will	two	find
was	not	up	more	long
for	what	other	write	down
on	all	about	go	day
are	were	out	see	did
as	we	many	number	get
with	when	then	no	come
his	your	them	way	made
they	can	these	could	may
I	said	so	people	part

My Summer Review Packet



Name: _____

Trace the Letters

Name: _____

Directions: Trace the letters. Write each letter three times.

A A A

B B B

C C C

D D D

E E E

F F F

G G G

Trace the Letters

Name: _____

Directions: Trace the letters. Write each letter three times.

a a a

b b b

c c c

d d d

e e e

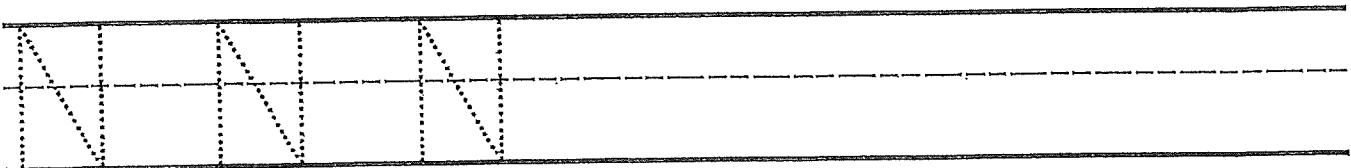
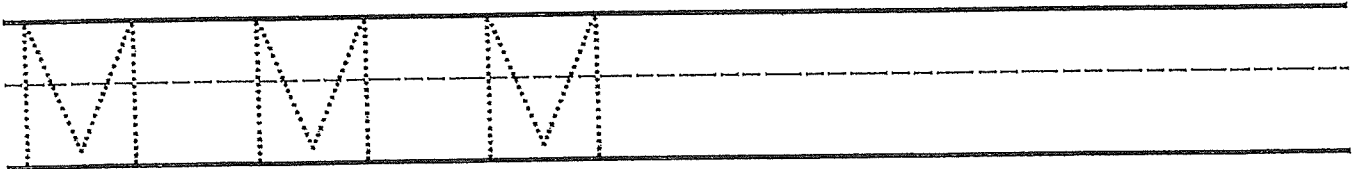
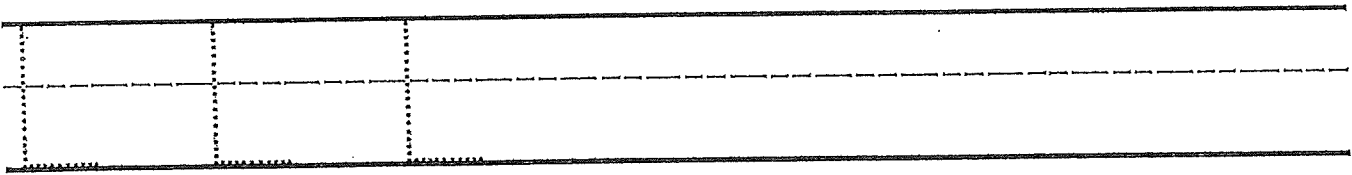
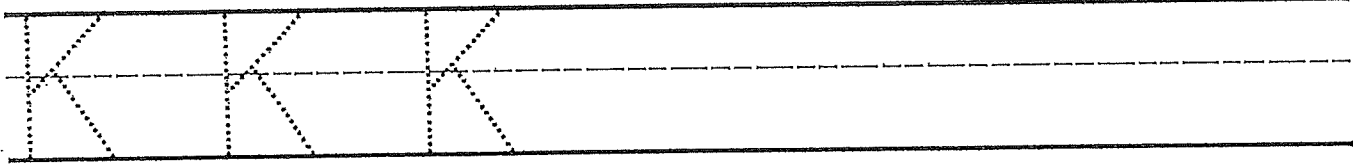

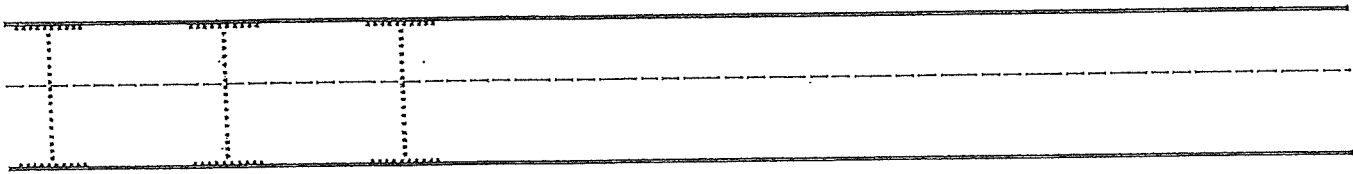
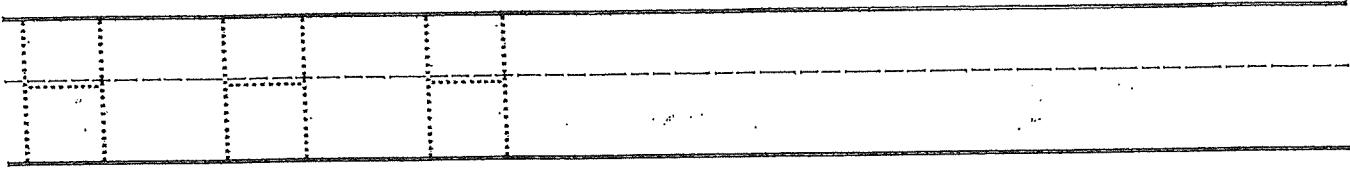
f f f

g g g

Trace the Letters

Name: _____

Directions: Trace the letters. Write each letter three times.



Trace the Letters

Name: _____

Directions: Trace the letters. Write each letter three times.

h h h

i i i

j j j

k k k

l l l

m m m

n n n

Trace the Letters

Name: _____

Directions: Trace the letters. Write each letter three times.

O O O

P P P

Q Q Q

R R R

S S S

T T T

U U U

Trace the Letters

Name: _____

Directions: Trace the letters. Write each letter three times.

o o o

p p p

q q q

r r r

s s s





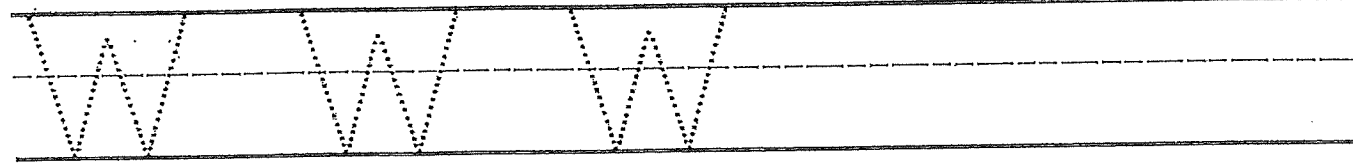

t t t

u u u

Trace the Letters

Name: _____

Directions: Trace the letters. Write each letter three times.



Trace the Letters

Name: _____

Directions: Trace the letters. Write each letter three times.

v v v

w w w

x x x

y y y


z z z




Beginning Sounds

Name: _____


Directions: Color the beginning sound in each word.



f l p




h r b




c t f




c e s



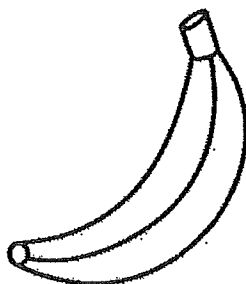
p n u




y g r



o w d



f d b



l g j


Beginning Sounds

Name: _____


Directions: Write the beginning sound in each word.




__in



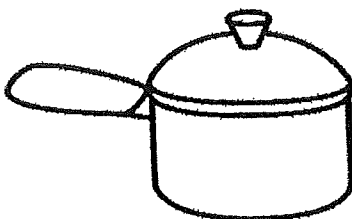
__up




__ag




__en



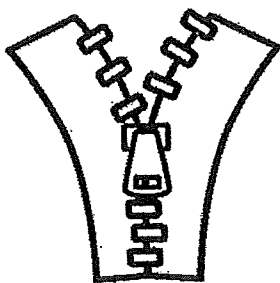
__ot




__an



__un



__ip

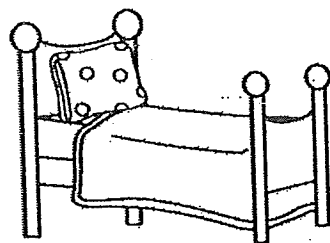



__eb




Middle Sounds

Name: _____

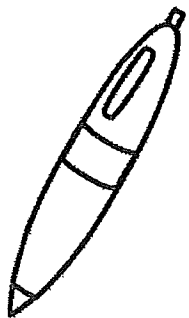
Directions: Color the middle sound in each word.



e o k n i a e y f



m i r b p u o t a




p d e l i b a u n


Middle Sounds

Name: _____

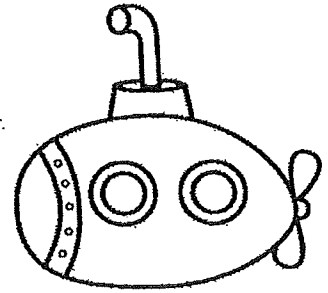
Directions: Write the middle sound in each word.



p _ _ g



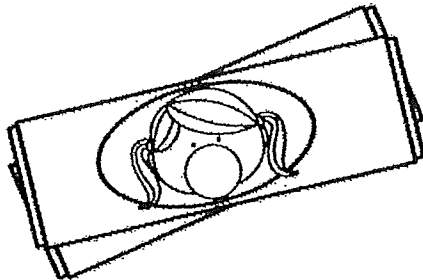
m _ _ p




s _ _ b




l _ _ g



g _ _ m




f _ _ sh



d _ _ t



h _ _ n




f _ _ x

Last Sounds

Name: _____


Directions: Color the letter for the last sound in each word.



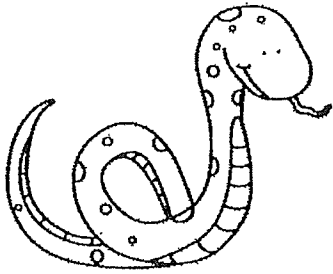
g l t




f r d




n b s




k d z




t n p




m p s



p t b



g f k




j t n


Last Sounds

Name: _____

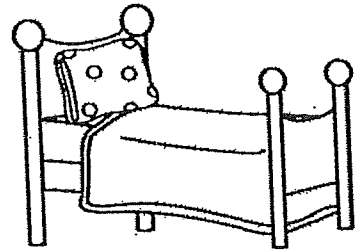
Directions: Write the last sound in each word.




cu _____



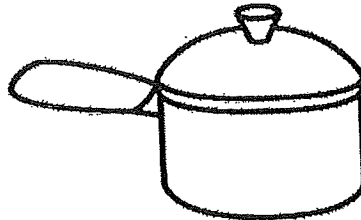
li _____



be _____




fa _____



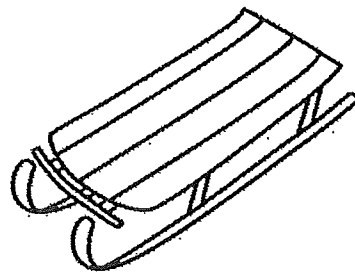
po _____




ru _____



we _____



sle _____




pi _____


Which Word?

Name: _____

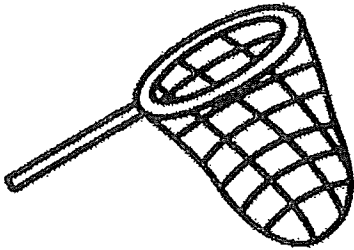
Directions: Circle the word that matches each picture.



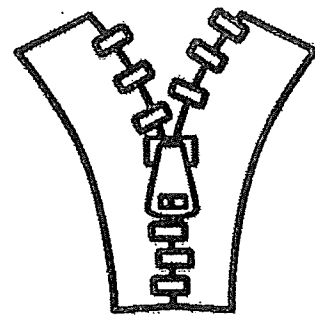
can fan




sub sun



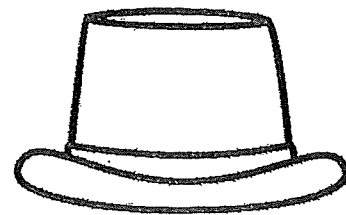
not net



zip tip



leg log



ham hat

Which Word?

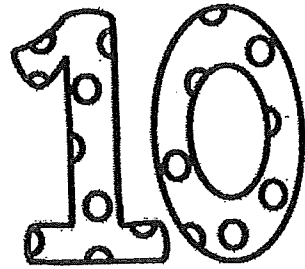
Name: _____

Directions: Circle the word that matches each picture.




pig

pin




ten

den




crab

crib




top

hop



cut

cat






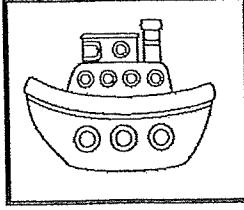







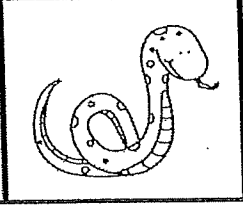


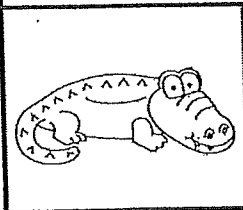





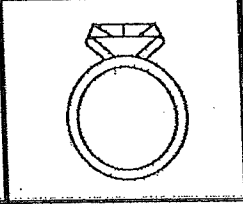



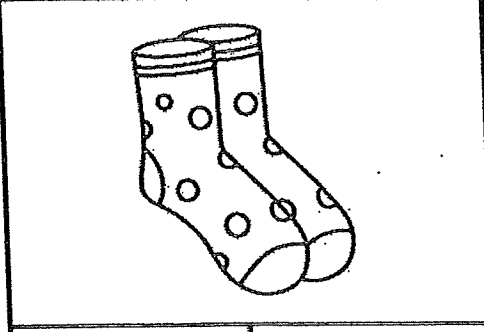

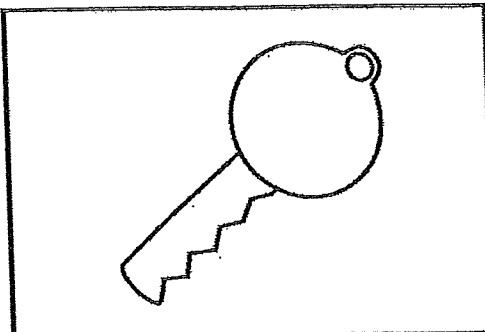
yam

jam

Pick the Rhyme

Name: _____

Directions: Color the picture that rhymes with the picture in the top box.



Write a Rhyme

Name: _____

Directions: Next to each word, write a word that rhymes.

ten

rug

fan

big

dog

bug

pit

tap

red

pop

cat

fin


Build the Word

Name: _____

Directions: In each box, unscramble the letters and write the word.



e p n




h p o



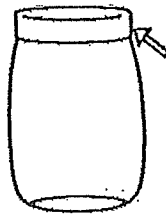
g d i




t a r



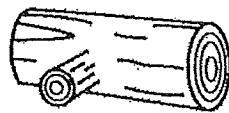
u s n



l d i



a n c

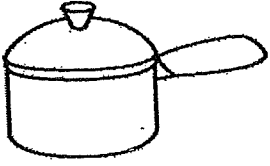


g o l

Build the Word

Name: _____

Directions: In each box, unscramble the letters and write the word.



o t p



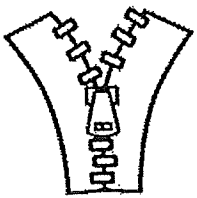
a h t



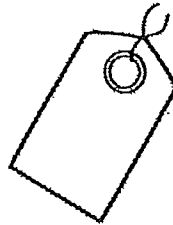
l g e



p c u



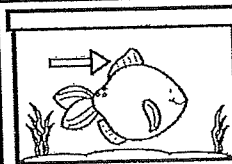
p z i



a t g



e n h



f n i

Add the Punctuation

Name: _____

Directions: Write the correct punctuation mark at the end of each sentence.

. ? !

Do you have a cat__

Here is my red bag__

Look at that big bug__

He has two dogs__

Can I get on the bus__

I need help__

Fix the Sentence

Name: _____

Directions: Read each sentence. Circle the mistakes. Look for capital letters, spaces, and punctuation. Rewrite the sentence correctly on the line.

my dog is little

i have a red cat


can you get my hat

do you see the frog


Read and Color

Name: _____

Directions: Read each sentence. Color the picture to match the sentence.



The flag is red and the jet is blue.


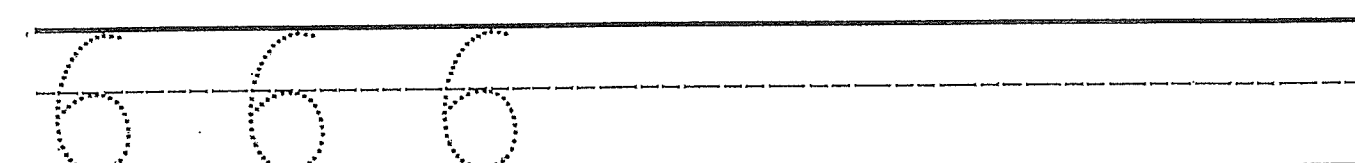



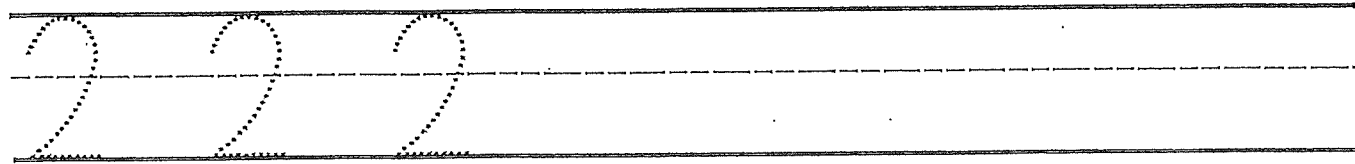
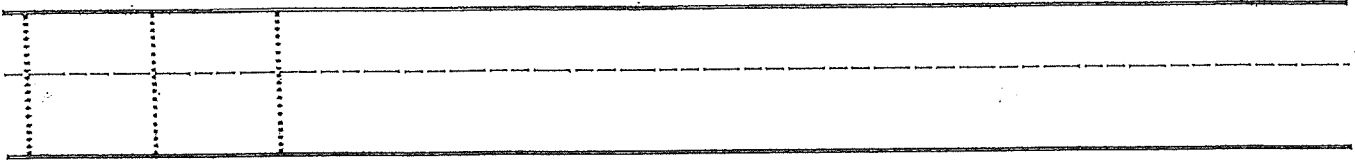


The cup is yellow and the dog is brown.

Trace the Numbers

Name: _____

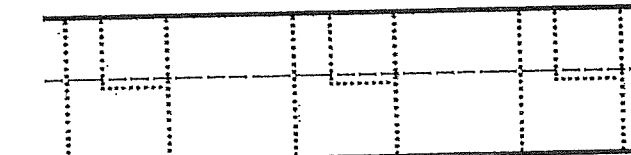
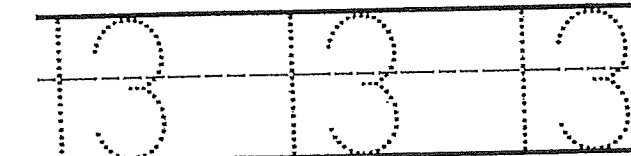
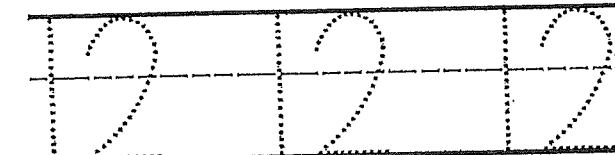
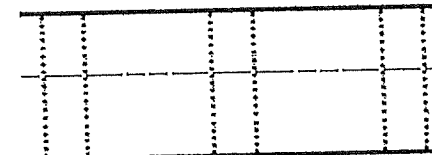
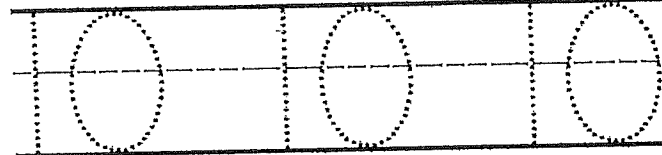
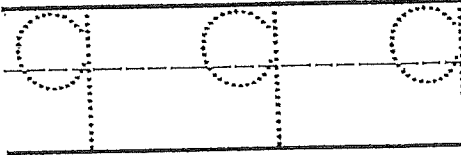
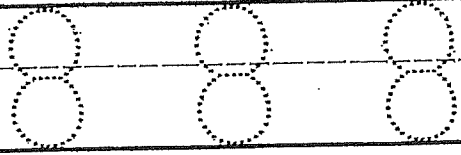
Directions: Trace the numbers. Write each number three times.



Trace the Numbers

Name: _____


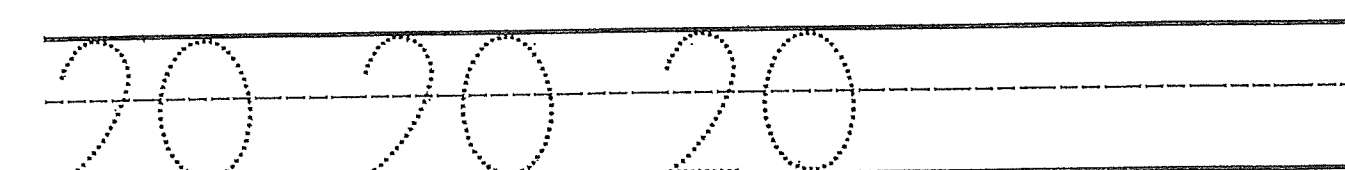
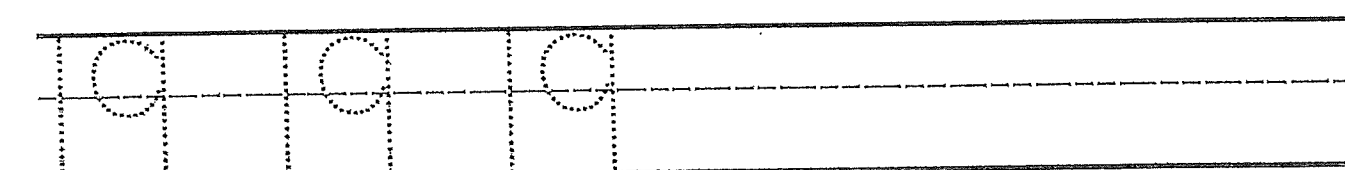
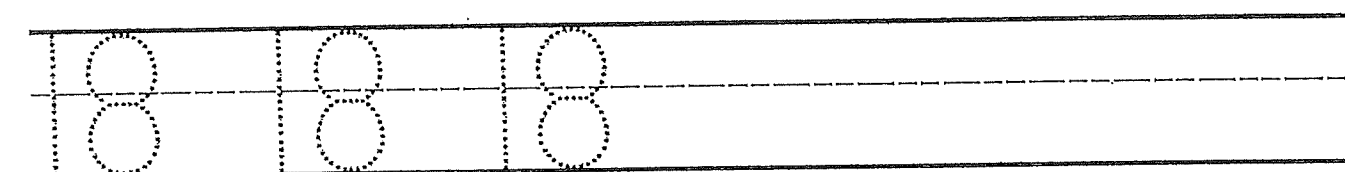
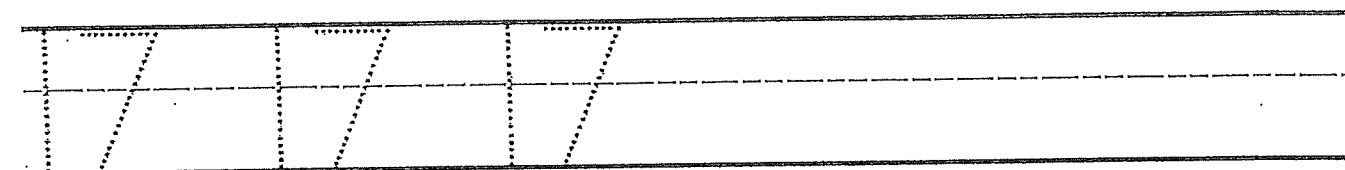
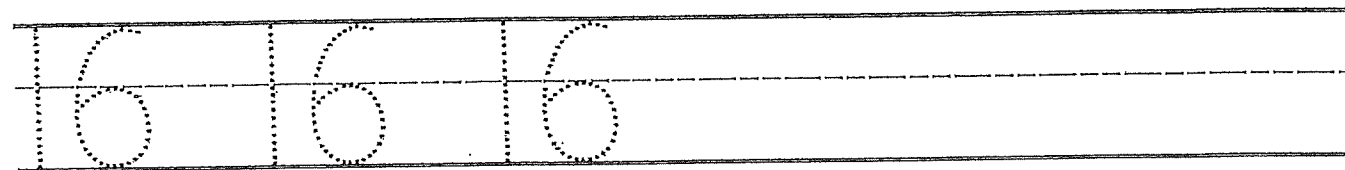
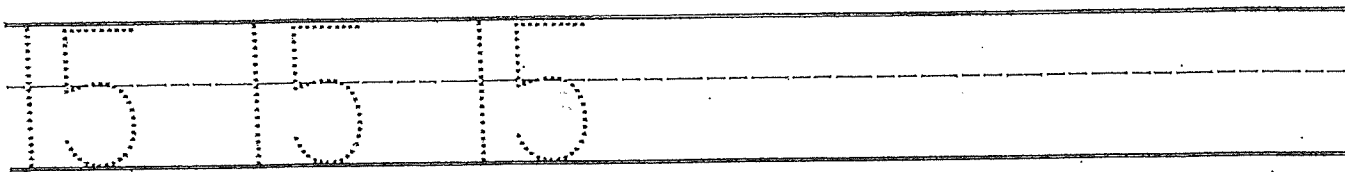
Directions: Trace the numbers. Write each number three times.



Trace the Numbers

Name: _____

Directions: Trace the numbers. Write each number three times.



What's Missing?

Name: _____

Directions: In each set of numbers, write the missing numbers.

13		15		17
----	--	----	--	----

	17	18	19	
--	----	----	----	--

11			14	15
----	--	--	----	----

15	16		18	
----	----	--	----	--

		14	15	16
--	--	----	----	----

What's Missing?

Name: _____

Directions: In each set of numbers, write the missing numbers.

1		3		5
---	--	---	--	---

4	5		7	
---	---	--	---	--

6		8		10
---	--	---	--	----

	3	4		6
--	---	---	--	---

7		9	10	
---	--	---	----	--

Comparing Numbers

Name: _____

Directions: Compare each pair of numbers. Circle the number that is less.

2	8
---	---

3	1
---	---

4	5
---	---

10	9
----	---

3	0
---	---

2	6
---	---

7	6
---	---

3	5
---	---

4	2
---	---

0	8
---	---

Are They Equal?

Name: _____

Directions: Look at each pair of numbers. Circle the pairs that are equal.

3	4
---	---

2	2
---	---

9	9
---	---

6	0
---	---

7	8
---	---

1	1
---	---

8	8
---	---

5	5
---	---

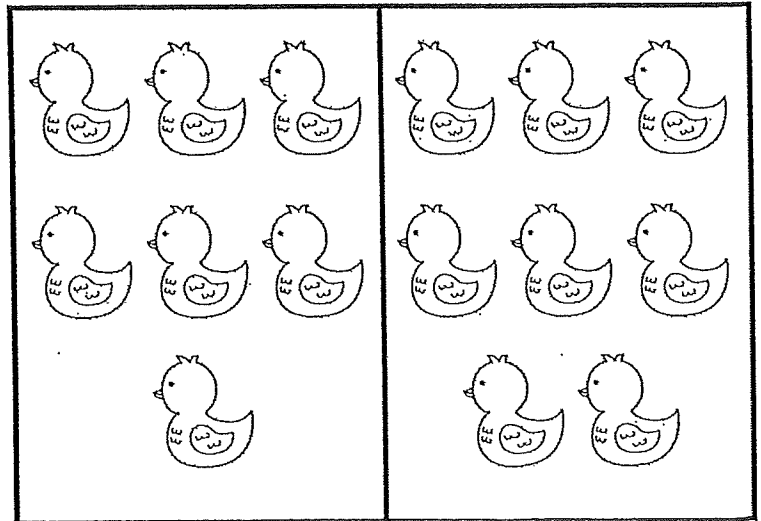





4	10
---	----

6	6
---	---

Comparing Sets

Name: _____


Directions: Compare each set. Color or circle the set that is greater:




Count and Color

Name: _____


Directions: Count each set. Color the number that shows how many.




4 3 5




1 7 3



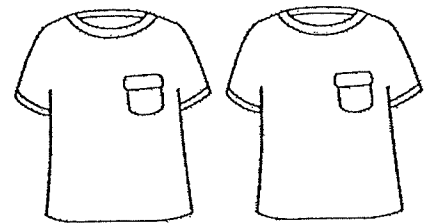
6 8 7




9 3 6




5 1 3



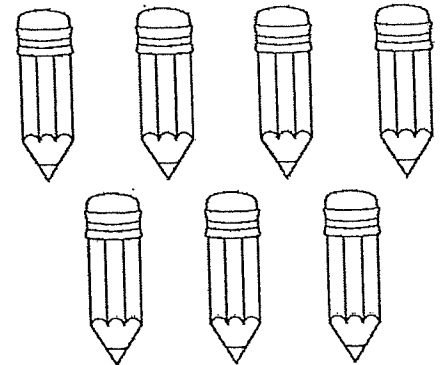
2 5 1



5 4 8



9 6 7

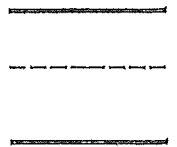








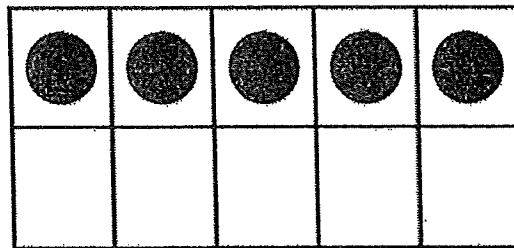



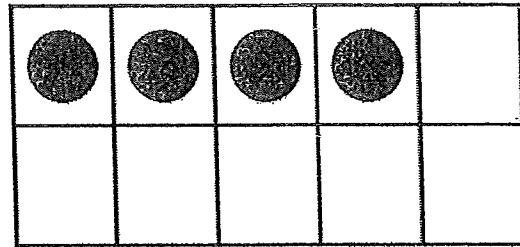

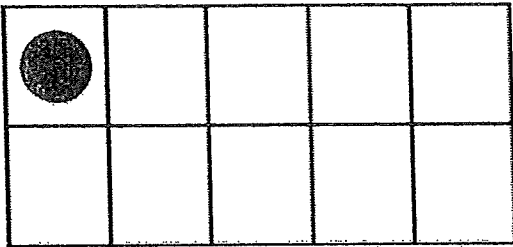

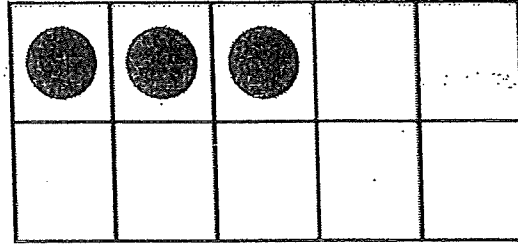
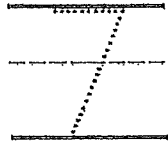



8 7 5

Ten Frames 0-10

Name: _____


Directions: Count the dots on each ten frame. Write the number that tells how many. The first one is done as an example.




Ten Frames II-20


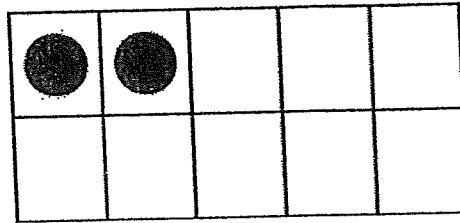

Name: _____


Directions: Count the dots on each double ten frame. Write the number that tells how many. The first one is done as an example.

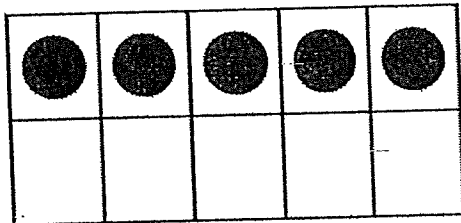



16







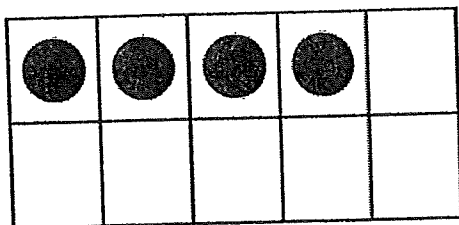
















Count by Tens

Name: _____

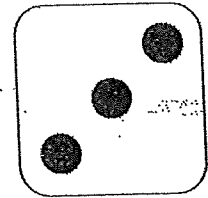
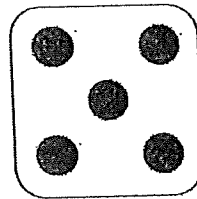
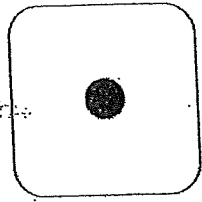
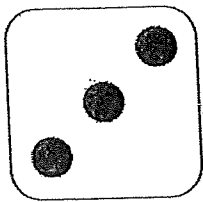
Directions: Count by tens and write the missing numbers.

0	10	20
	40	50
	70	
90		
120		

Add the Dice

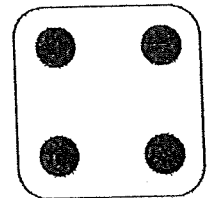
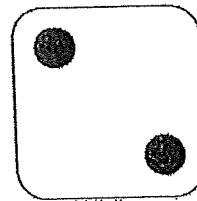

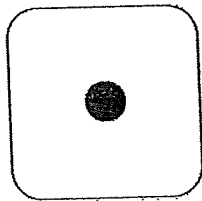
Name: _____

Directions: Add by counting the dots on both of the dice. Then, write the equation.



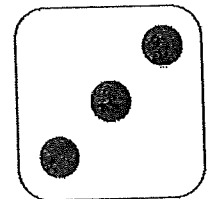
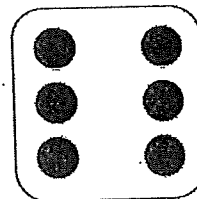

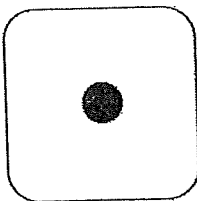
$$\underline{3} + \underline{1} = \underline{4}$$

$$\underline{\quad} + \underline{\quad} = \underline{\quad}$$



$$\underline{\quad} + \underline{\quad} = \underline{\quad}$$

$$\underline{\quad} + \underline{\quad} = \underline{\quad}$$



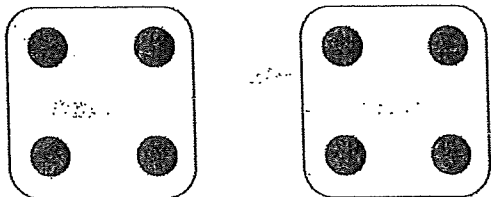
$$\underline{\quad} + \underline{\quad} = \underline{\quad}$$

$$\underline{\quad} + \underline{\quad} = \underline{\quad}$$

Add the Dice

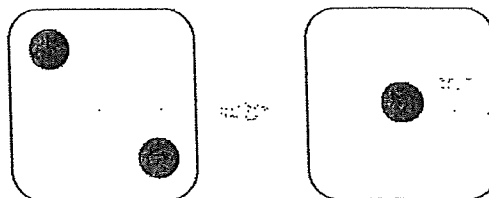
Name: _____

Directions: Add by counting the dots on both of the dice. Then, write the equation.

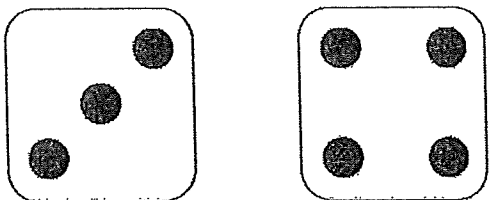


$$\underline{\quad} + \underline{\quad} = \underline{\quad}$$

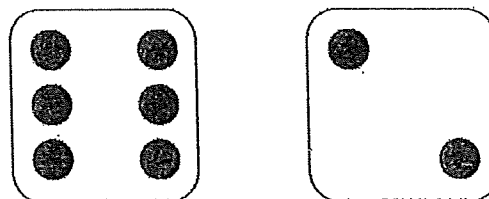
4 + 4 = 8



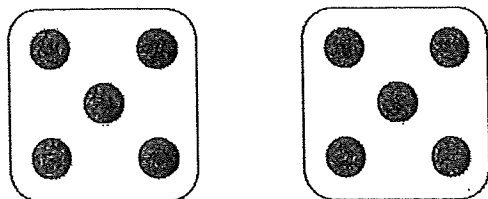
$$\underline{\quad} + \underline{\quad} = \underline{\quad}$$



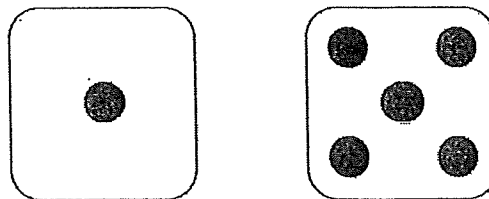
$$\underline{\quad} + \underline{\quad} = \underline{\quad}$$



$$\underline{\quad} + \underline{\quad} = \underline{\quad}$$



$$\underline{\quad} + \underline{\quad} = \underline{\quad}$$

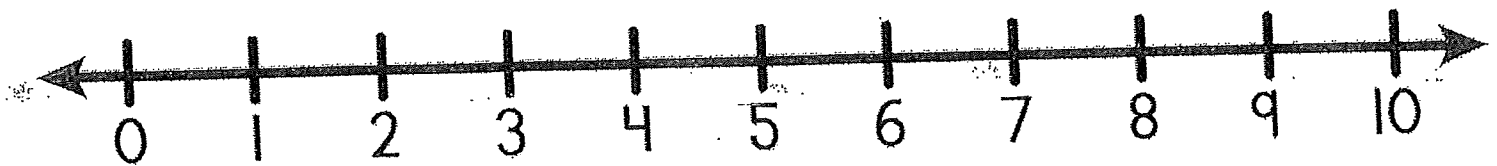


$$\underline{\quad} + \underline{\quad} = \underline{\quad}$$

Addition

Name: _____

Directions: Add. Use the number line for help, if needed.



$$3+1=\underline{\quad}$$

$$2+0=\underline{\quad}$$

$$0+3=\underline{\quad}$$

$$2+3=\underline{\quad}$$

$$2+2=\underline{\quad}$$

$$1+3=\underline{\quad}$$

$$1+4=\underline{\quad}$$

$$0+5=\underline{\quad}$$

Subtraction

Name: _____

Directions: Subtract. Use the number line for help, if needed.



$$3 - 0 = \underline{\quad}$$

$$0 - 0 = \underline{\quad}$$

$$1 - 1 = \underline{\quad}$$

$$2 - 1 = \underline{\quad}$$

$$5 - 4 = \underline{\quad}$$

$$4 - 4 = \underline{\quad}$$

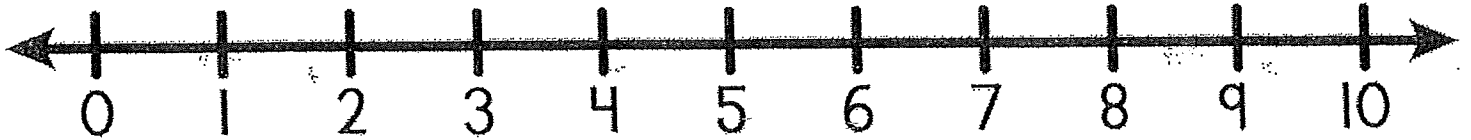
$$4 - 2 = \underline{\quad}$$

$$3 - 1 = \underline{\quad}$$

Subtraction

Name: _____

Directions: Subtract. Use the number line for help, if needed.



$$4 - 1 = \underline{\quad}$$

$$2 - 0 = \underline{\quad}$$

$$5 - 2 = \underline{\quad}$$

$$4 - 3 = \underline{\quad}$$

$$1 - 0 = \underline{\quad}$$

$$5 - 1 = \underline{\quad}$$

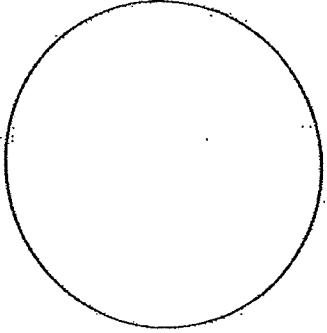



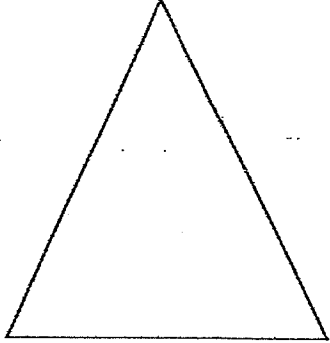

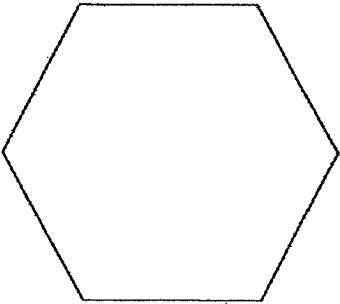





$$3 - 2 = \underline{\quad}$$

$$2 - 2 = \underline{\quad}$$

2-D Shapes

Name: _____

Directions: Cut out the shape names. Glue to label each shape.

© Katie Roligan

square

circle

hexagon

rectangle



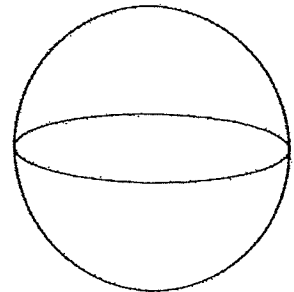
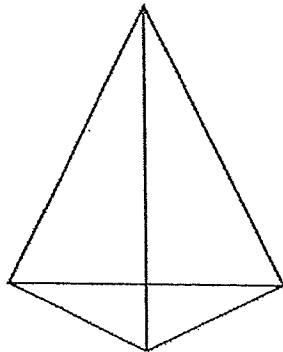
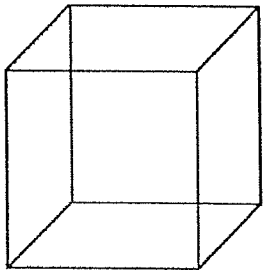



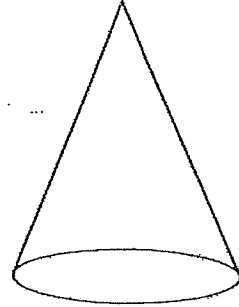
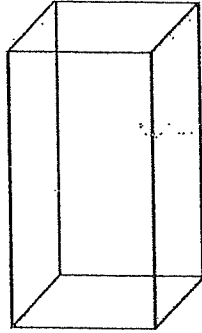
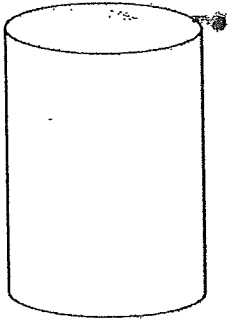
oval

triangle

3-D Shapes

Name: _____

Directions: Cut out the shape names. Glue to label each shape.



cube

sphere

cylinder

rectangular
prism

pyramid

cone