

For students entering Grade 2

Dear Parents and Students,

Attached, please find this year's summer practice packet for math. These packets will be due to the homeroom or mathematics teacher on the first day of school and will count as a grade for the first trimester. Please see rubric below for grading details. As you will see on the rubric, in order to receive the full 30 points, all problems must be complete, neat and organized, with detailed work shown for each problem. Thank you in advance for your focused effort on this year's summer math packet. It is our hope that completing the math packet will reinforce the skills taught this year. We hope you enjoy a fantastic summer and look forward to working with you again this fall.

Sincerely,

  
Dawn Parker

---

**Summer Math Packet Rubric**

Name: \_\_\_\_\_

A. *All problems in the packet are complete.*

Points:      10              8              6              4              2

B. *Detailed work process is shown for each problem (use extra paper as needed).*

Points:      10              8              6              4              2

C. *Work is neat and organized.*

Points:      5              4              3              2              1


D. *Summer Practice Packet is handed in on time (the first day of school).*

*One point will be deducted for each day the assignment is late.*

Points:      5              4              3              2              1

Total Points Possible: 30

Points Earned: \_\_\_\_\_




# ADD

$$23 + 4 = \square$$

$$47 + 3 = \square$$

$$54 + 8 = \square$$

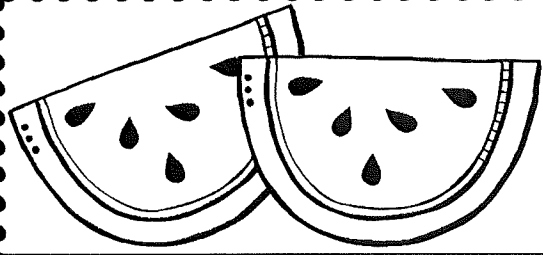


# ADD

$$72 + 5 = \square$$

$$88 + 4 = \square$$

$$91 + 6 = \square$$

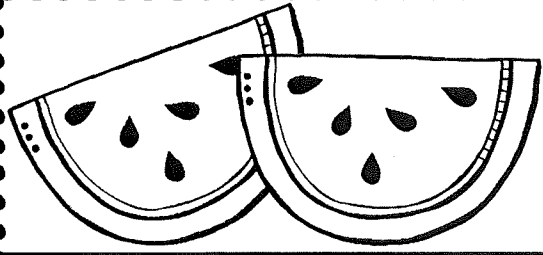


# SUBTRACT

$$60 - 50 = \square$$

$$80 - 40 = \square$$

$$70 - 50 = \square$$




# SUBTRACT



$$50 - 10 = \square$$

$$40 - 30 = \square$$


$$90 - 40 = \square$$




# Ten Partners




$$5 + \square = 10$$




$$8 + \square = 10$$





$$3 + \square = 10$$



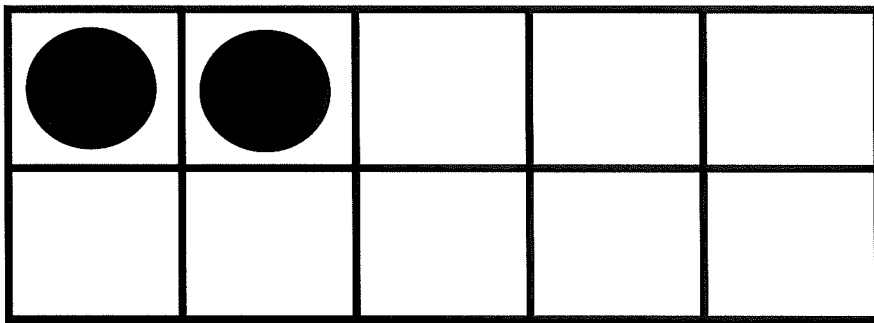
$$6 + \square = 10$$




# Ten Partners




$$7 + \square = 10$$



$$2 + \square = 10$$



$$9 + \square = 10$$



$$4 + \square = 10$$

one more



29

12

33

77

18

54

46

94

15

73

49

40

52

64





one less

20

12

43

99

31

15

56

34

61

73

89

60

72

88

ten more



29

12

33

77

18

54

46

94

15

73

49

40

52

64



ten less

20

12

43

99

31

15

56

34

61

73

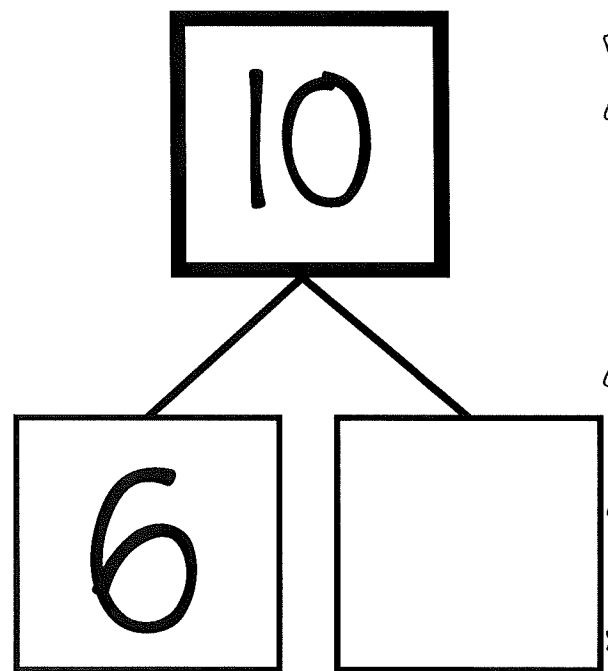
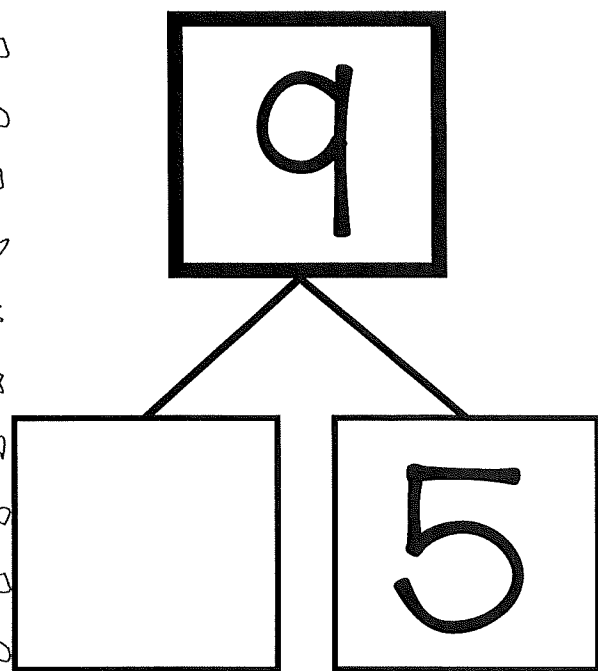
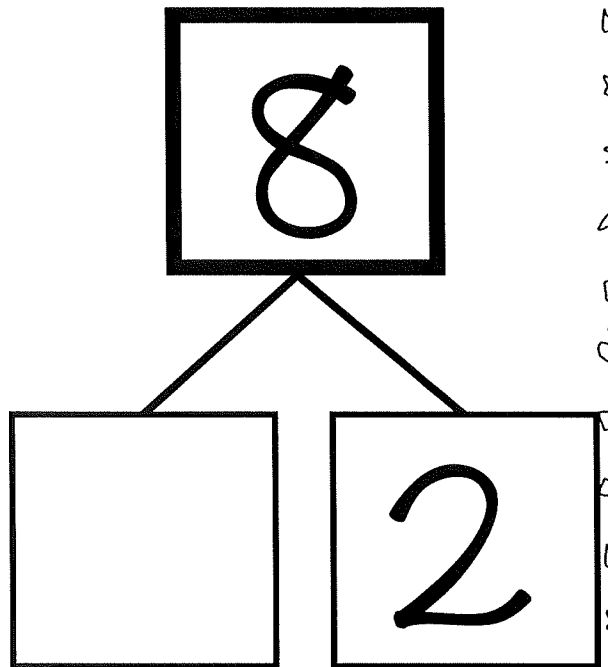
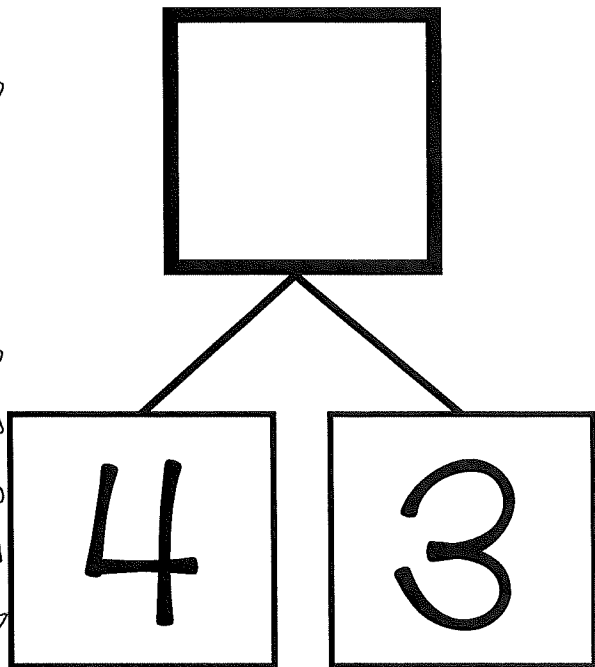
89

60




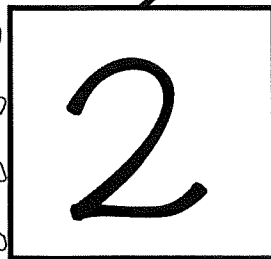








72

88

fill in the missing part




fill in the missing part




# Time Match

Draw lines to connect the time with the correct clock


1:00




1:30




2:00




2:30



3:00




3:30




# Time Match

Draw lines to connect the time with the correct clock


7:00




7:30




8:00




8:30

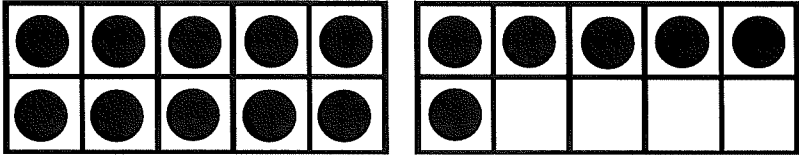
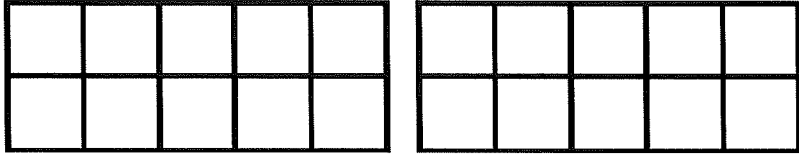
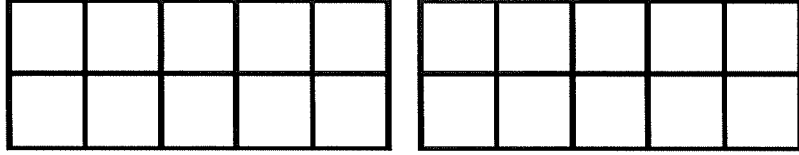
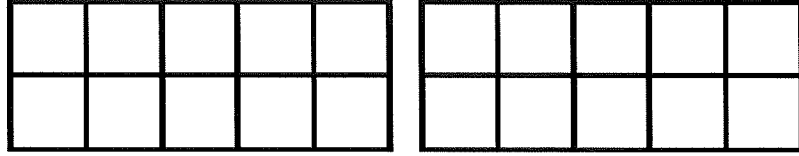
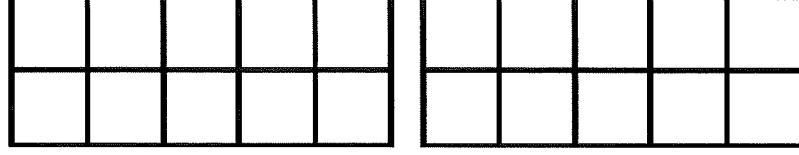


9:00









9:30




trace it	BUILD IT	break it apart
16		<p>how many tens?  <u>1</u></p> <p>how many ones?  <u>6</u></p>
13		<p>how many tens?  <u>    </u></p> <p>how many ones?  <u>    </u></p>
15		<p>how many tens?  <u>    </u></p> <p>how many ones?  <u>    </u></p>
18		<p>how many tens?  <u>    </u></p> <p>how many ones?  <u>    </u></p>
20		<p>how many tens?  <u>    </u></p> <p>how many ones?  <u>    </u></p>



trace it	BUILD IT	break it apart
25		<p>how many tens? _____</p> <p>how many ones? _____</p>
29		<p>how many tens? _____</p> <p>how many ones? _____</p>
30		<p>how many tens? _____</p> <p>how many ones? _____</p>
34		<p>how many tens? _____</p> <p>how many ones? _____</p>
37		<p>how many tens? _____</p> <p>how many ones? _____</p>



# Summer Word Problems



Jill found 9 seashells on the beach and her friend Allie found 6. How many did they find together?


Answer:

Jack has 13 popsicles in his freezer. If 8 of them are blue and the rest are green, how many are green?

Answer:

Emma picked 17 strawberries. Then her little brother ate 5 of them. How many strawberries does Emma have left?







Answer:




# Greater than, Less than, or Equal?

Use symbols to fill in the squares

$>$     $<$     $=$











# Greater than, Less than, or Equal?

Use symbols to fill in the squares

> < =



Fill in the blanks to make  
each equation true



$$3 = \underline{\quad} + \underline{\quad}$$

$$8 = \underline{\quad} + \underline{\quad}$$

$$4 = \underline{\quad} + \underline{\quad}$$

$$9 = \underline{\quad} + \underline{\quad}$$

$$5 = \underline{\quad} + \underline{\quad}$$

$$10 = \underline{\quad} + \underline{\quad}$$

$$6 = \underline{\quad} + \underline{\quad}$$

$$3+4 = \underline{\quad} + \underline{\quad}$$

$$7 = \underline{\quad} + \underline{\quad}$$

$$4+1 = \underline{\quad} + \underline{\quad}$$

Fill in the blanks to make  
each equation true



$$5 - 1 = \underline{\quad} + \underline{\quad}$$

$$7 - 2 = \underline{\quad} + \underline{\quad}$$

$$6 - 0 = \underline{\quad} + \underline{\quad}$$

$$8 - 2 = \underline{\quad} + \underline{\quad}$$

$$9 - 1 = \underline{\quad} + \underline{\quad}$$

$$10 = \underline{\quad} - \underline{\quad}$$

$$9 = \underline{\quad} - \underline{\quad}$$

$$8 = \underline{\quad} - \underline{\quad}$$

$$7 = \underline{\quad} - \underline{\quad}$$

$$6 = \underline{\quad} - \underline{\quad}$$